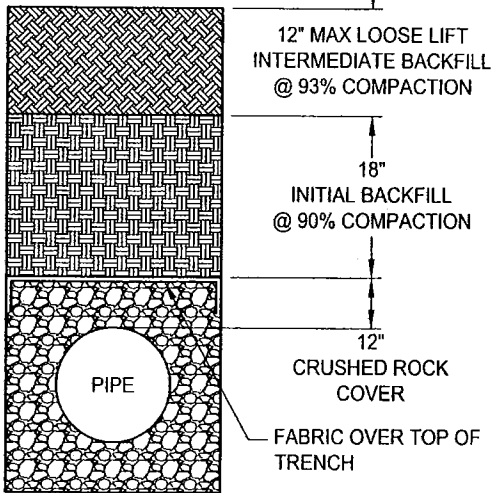
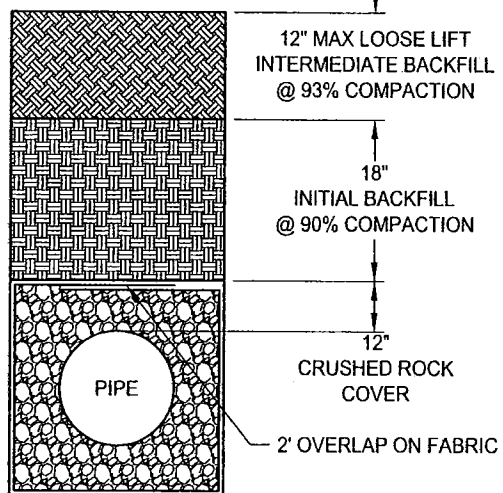


**TYPE "A"  
SANITARY SEWER / STORM DRAIN  
TRENCH DETAIL**



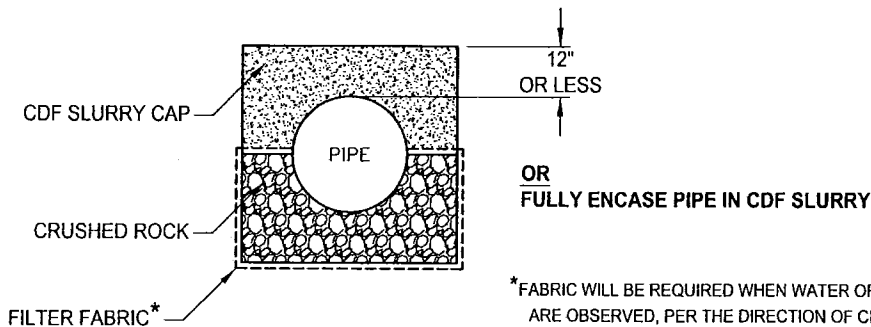
**TYPE "B"  
SANITARY SEWER / STORM DRAIN  
TRENCH DETAIL**



**NOTES**

- 1 GEOTECTILE FABRIC, PER CITY OF ELK GROVE STANDARD SPECIFICATIONS.
- 2 IF SUBGRADE IS WITHIN 12" OF TOP OF PIPE, BACKFILL MATERIAL TO BE CLASS 2 AGGREGATE BASE, OR CDF PER SPECIFICATIONS.
- 3 INITIAL BACKFILL TO BE PLACED IN AN 18" LOOSE LIFT, COMPACTED TO 12".
- 4 CUT-OFF COLLARS TO BE INSTALLED EVERY MANHOLE RUN.
- 5 CDF BACKFILL AROUND MANHOLES TO BE INSTALLED PER SPECIFICATIONS.

**TYPE "C"  
STORM DRAIN TRENCH DETAIL FOR SHALLOW COVER  
FOR USE WITH PVC PIPE ONLY  
RCP CLASS IV OR V TO BE BACKFILLED PER NOTE 2**



\*FABRIC WILL BE REQUIRED WHEN WATER OR SOIL STABILITY CONDITIONS ARE OBSERVED, PER THE DIRECTION OF CITY GEOTECHNICAL STAFF.

DATE: 01/17/2007		NOT TO SCALE	
REVISION	BY	APPROVED	DATE

CITY OF ELK GROVE - PUBLIC WORKS

APPROVED BY:

CITY ENGINEER

**STORM DRAIN TRENCH DETAIL**



DRAWING NUMBER

**SD - 6**